



**IEC 60529:1989+A1:1999+A2:2013  
EN 60529:1991+A1:2000+A2:2013**

## Measurement and Test Report

For

### **BEIJING EPSOLAR TECHNOLOGY CO., LTD.**

NO.228, BLOCK A, 2ND FLOOR, BLDG 1, NO. 3 STREET, SHANGDI XINXI CHANYE JIDI,  
HAIDIAN DISTRICT, BEIJING, CHINA

**Tested Model:** LS2024100BPL

**Multiple Model:** LS102460BPL

<b>This Report Concerns:</b> <input checked="" type="checkbox"/> Original Report	<b>Equipment Type:</b> Solar charge controller--- with built in LED Driver
<b>Test Engineer:</b> Will Wang <i>Will Wang</i>	
<b>Test Date:</b> 2016-12-22	
<b>Reviewed By:</b> Robin He <i>Robin He</i>	
<b>Prepared By:</b> Bay Area Compliance Laboratories Corp. (Dongguan) No.69,Pulongcun, Puxinhu Industrial Zone, Tangxia Town Dongguan, Guangdong 523719, CHINA	

Note: The test data was only valid for the test sample(s). This test report is prepared for the customer shown above and for the specific product described herein. It must not be duplicated or used in part without prior written consent from Bay Area Compliance Laboratories Corp. (Dongguan).

## TABLE OF CONTENTS

1 - GENERAL INFORMATION.....	3
1.1 Product Description for Equipment under Test (EUT).....	3
1.2 Objective .....	3
1.3 Related Submittal(s)/Grant(s) .....	3
1.4 Test Methodology.....	3
1.5 Test Equipment List .....	4
1.6 Equipment Under Test (EUT) .....	4
2- TEST FOR FIRST CHARACTERISTICS NUMERALS 6 (IP6X) (CLAUSE 12.2+12.3 AND CLAUSE 13.4+13.6) .....	5
2.1 Tests for protection against access to hazardous parts indicated by the first characteristic numeral (CLAUSE 12.2+12.3) .....	5
2.1.1 Method .....	5
2.1.2 Results .....	5
2.2 Tests for protection against solid foreign objects indicated by the first characteristic numeral (CLAUSE 13.4+13.6) .....	6
2.2.1 Method .....	6
2.2.2 Results .....	6
3- TEST FOR PROTECTION AGAINST WATER CHARACTERISTICS NUMERALS 7(IPX7) (CLAUSE 14.2.7) .....	7
3.1 Method .....	7
3.2 Results .....	7
4- EUT PHOTOGRAPHS.....	8
4.1.1 EUT-Top view of the unit proceed IPX7 test .....	8
4.2.1 EUT- Whole View of the unit inside dust chamber .....	8
4.2.3 EUT- View of the unit proceed protection against access to hazardous parts test.....	9
4.2.4 EUT- View of unit .....	9
5- DECLARATION OF SIMILARITY .....	10

## **1 - GENERAL INFORMATION**

---

### **1.1 Product Description for Equipment under Test (EUT)**

The BEIJING EPSOLAR TECHNOLOGY CO., LTD.'s product, "EUT" as referred to in this report is a Solar charge controller--- with built in LED Driver. The test model is LS2024100BPL, and the multiple model is LS102460BPL. DECLARATION OF SIMILARITY see page 10.

### **1.2 Objective**

The following Declaration of Conformity of a device is prepared on behalf of the BEIJING EPSOLAR TECHNOLOGY CO., LTD. in accordance with EN 60529:1991+A1:2000+A2:2013 and IEC 60529:1989+A1:1999+A2:2013, Degrees of protection provided by enclosures (IP code). The objective of the manufacturer is to demonstrate compliance with EN 60529:1991+A1:2000+A2:2013 and IEC 60529:1989+A1:1999+A2:2013. Currently, EN 60529:1991+A1:2000+ A2:2013 and IEC 60529:1989+A1:1999+A2:2013 tests to be performed. They are as follows:

- Test for protection against object probe and for protection against solid foreign objects (IP6X) (CLAUSE 12.2+12.3 and CLAUSE 13.4+13.6);
- Test for secondary characteristic numeral 7, temporary immersion between 0.15m and 1m (IPX7) (CLAUSE 14.2.7)
- 

Data has been collected, reduced, and analyzed within this report in accordance with EN 60529: 1991+A1:2000+A2:2013 and IEC 60529:1989+A1:1999+A2:2013. In order to demonstrate compliance, the manufacturer or a contracted laboratory makes measurements and takes the necessary steps to ensure that the equipment complies with the appropriate technical standards.

### **1.3 Related Submittal(s)/Grant(s)**

No Related Submittals

### **1.4 Test Methodology**

All measurements contained in this report were conducted with EN 60529:1991+A1:2000+A2:2013 and IEC 60529:1989+A1:1999+A2:2013, Degrees of protection provided by enclosures (IP code).

All measurement was performed at Bay Area Compliance Laboratories Corp. (Dongguan).

**1.5 Test Equipment List**

S/N	Manufacturer and Model	Instrument Type	Instrument I.D	Cal. Last Date	Cal. Due Date
1	FTR-3301B	Dust proof test chamber	201008	2016-03-04	2017-03-03
2	IPX7	Water tight caisson	201003	2015-03-26	2018-03-25
3	1500mm	Ruler	2010009	2015-01-27	2018-01-26
4	BND-D	IP4X Test Probe	BN20140425-02	2016-08-29	2017-08-28
5	PWS280	Hygrothermograph	1#	2016-03-21	2017-03-20

**1.6 Equipment Under Test (EUT)**

Manufacturer	Description	Model	Brand Name	Cert.
BEIJING EPSOLAR TECHNOLOGY CO., LTD	Solar charge controller--- with built in LED Driver	<b>Tested Model:</b> LS2024100BPL <b>Multiple Model:</b> LS102460BPL	EPEVER	---
<b>Manufacturer address</b>	NO.228, BLOCK A, 2ND FLOOR, BLDG 1, NO. 3 STREET, SHANGDI XINXI CHANYE JIDI, HAI DIAN DISTRICT, BEIJING, CHINA			

## 2- Test for first characteristics numerals 6 (IP6X) (CLAUSE 12.2+12.3 and CLAUSE 13.4+13.6)

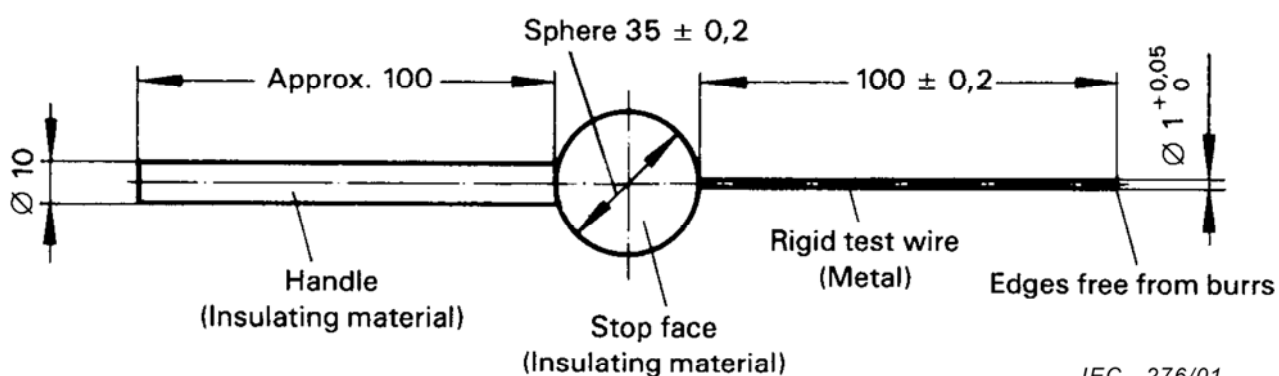
### 2.1 Tests for protection against access to hazardous parts indicated by the first characteristic numeral (CLAUSE 12.2+12.3)

#### 2.1.1 Method

Access probes to test the protection of persons against access to hazardous parts are given in follow figure.

- 1) The test is made using a test wire of 1,0 mm inserted through any openings of the enclosure;
- 2) The test with the force  $1 \pm 0.1\text{N}$ ;
- 3) For tests on low-voltage equipment, a low-voltage supply (of not less than 40 V and not more than 50 V) in series with a suitable lamp should be connected between the probe and the hazardous parts inside the enclosure. Hazardous live parts covered only with varnish or paint, or protected by oxidation or by a similar process, are covered by a metal foil electrically connected to those parts which are normally live in operation. The signal-circuit method should also be applied to the hazardous moving parts of high-voltage equipment;
- 4) Internal moving parts may be operated slowly, where this is possible.

Test wire 1,0 mm diameter, 100 mm long



#### 2.1.2 Results

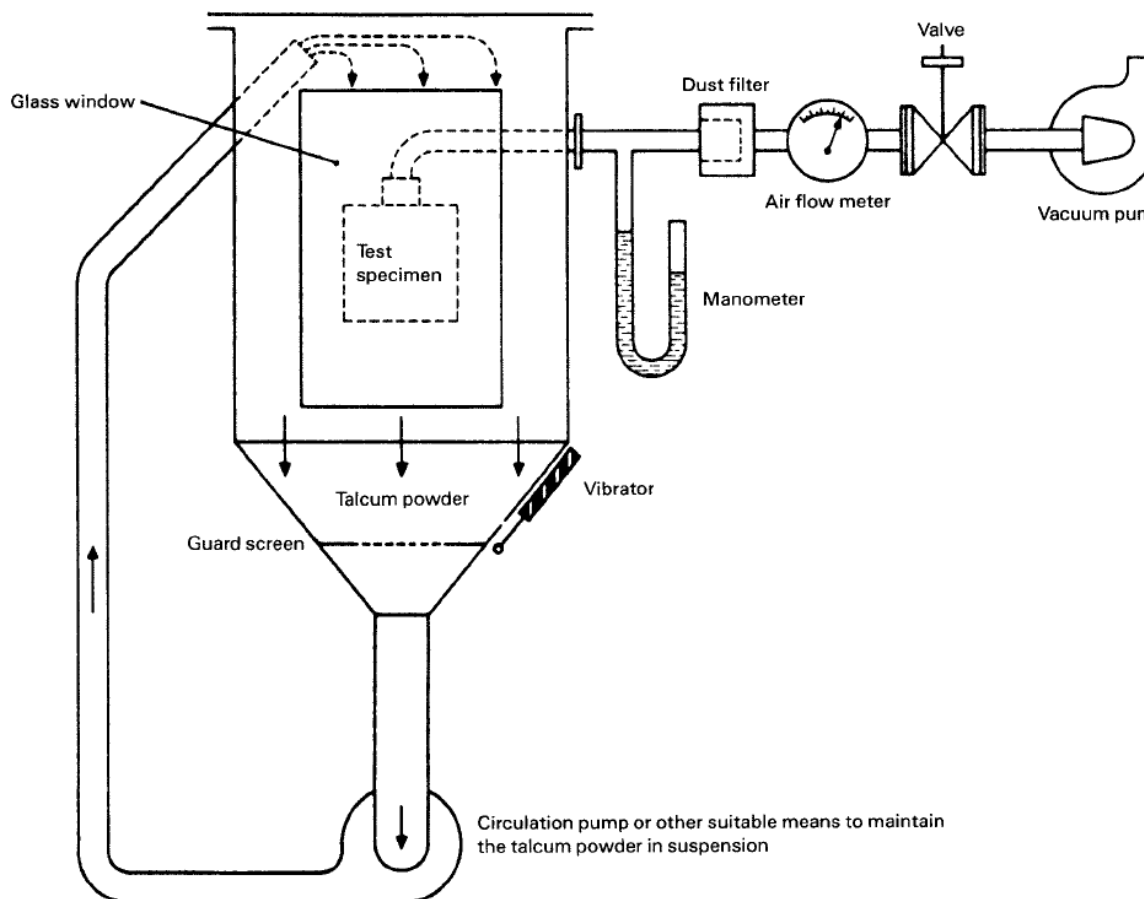
- (x) The access probe not touch hazardous live parts. (IP6X) (CLAUSE 12.2+12.3).  
Pass

## 2.2 Tests for protection against solid foreign objects indicated by the first characteristic numeral (CLAUSE 13.4+13.6)

### 2.2.1 Method

Test device to verify protection against solid foreign objects like the follow figure.

- 1) The test is made using a dust chamber incorporating the basic principle shown in the following figure;
- 2) The enclosure under test is supported inside the test chamber and the pressure inside the enclosure is maintained below the surrounding atmospheric pressure by a vacuum pump. The suction connection shall be made to a hole specially provided for this test. See the EUT photograph 4.3;
- 3) The extraction rate is about 40 times volumes of the sample enclosure and the depression of the manometer is less than 2kPa;
- 4) The test duration is 2 hours.



IEC 280/01

### 2.2.2 Results

- (x) No deposit of dust was observable inside the enclosure at the end of the test. (IP6X) (CLAUSE 13.4+13.6).  
Pass

### **3- Test for protection against water characteristics numerals 7(IPX7) (CLAUSE 14.2.7)**

---

#### **3.1 Method**

Test is made by completely immersing the enclosure in water in its service position as specified by the manufacturer so that the following conditions are satisfied:

- 1) The lowest point of enclosures with a height less than 850mm is located 1000mm below the surface of the water;
- 2) The highest point of enclosures with a height equal to or greater than 850mm is located 150mm below the surface of the water;
- 3) Test duration is 30 minutes;
- 4) The water temperature does not differ from that of the equipment by more than 5K.

#### **3.2 Results**

(x) No water accumulated inside the enclosure.

(x) The EUT except wire terminal complies with the requirement for protection against water characteristics numerals 7 (IPX7) (CLAUSE14.2.7)

Pass

Note: The wire terminal shall test and evaluated in final system.

## 4- EUT PHOTOGRAPHS

### 4.1.1 EUT-Top view of the unit proceed IPX7 test




### 4.2.1 EUT- Whole View of the unit inside dust chamber





4.2.3 EUT- View of the unit proceed protection against access to hazardous parts test



4.2.4 EUT- View of unit



**5- DECLARATION OF SIMILARITY**

BEIJING EPSOLAR TECHNOLOGY CO., LTD  
 NO.228, BLOCK A, 2ND FLOOR, BLDG 1, NO 3 STREET, SHANGDIXINXI  
 CHANYEJIDI, HAIDIAN, BEIJING, CHINA  
 Tel: 010-82894856

**DECLARATION OF SIMILARITY**

Date: 2016-12-22

Dear Sir or Madam:

We, BEIJING EPSOLAR TECHNOLOGY CO.,LTD. hereby declare that our product solar charge controller, Model Number: LS2024100BPL, LS102460BPL are identical with the same circuit principle. are electrically identical with the same electromagnetic emissions and electromagnetic compatibility characteristics.

Their different ceare as following:

Model	Battery	Charge current	Max. PV open circuit voltage	Max. output current	Max. output power	Output voltage range
LS2024100BPL	12/24V	20A	50V	3.3A	50W/12V;100W/24V	Max. battery voltage+2V~60V
LS102460BPL	12/24V	10A	50V	2.0A	30W/12V;60W/24V	Max. battery voltage+2V~60V

Please contact me if you have any question.

Signature:

Print Name: Xu zhong wang

Title: Manager

\*\*\*End of report \*\*\*