

25.6V 100Ah LITHIUM BATTERY

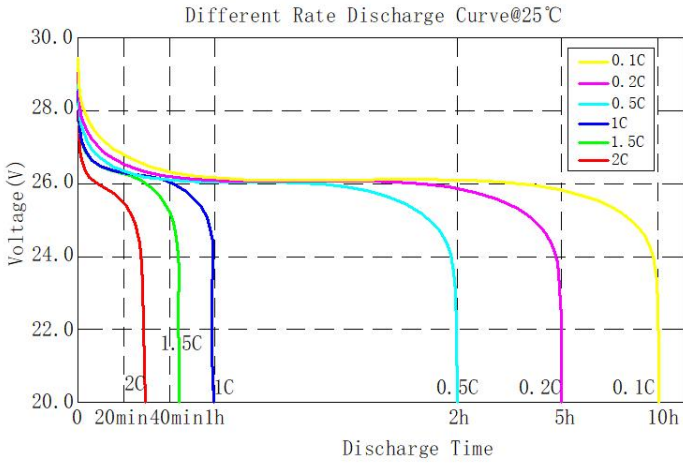
► Features

- A grade brand new prismatic LiFePO4 cells
- > 6000 cycles @80% DOD(25°C, 0.5C)
- Over charge, over discharge, over temperature, low temperature, over current and short circuit protection
- LCD display screen to monitor cell SOC, voltage, temperature and a larm status
- Cell balance function
- Metal Case, excellent heat dissipation, more safety
- Certificate: UN38.3, MSDS, IEC62619
- Max 2 battery packs can be connected in series/parallel

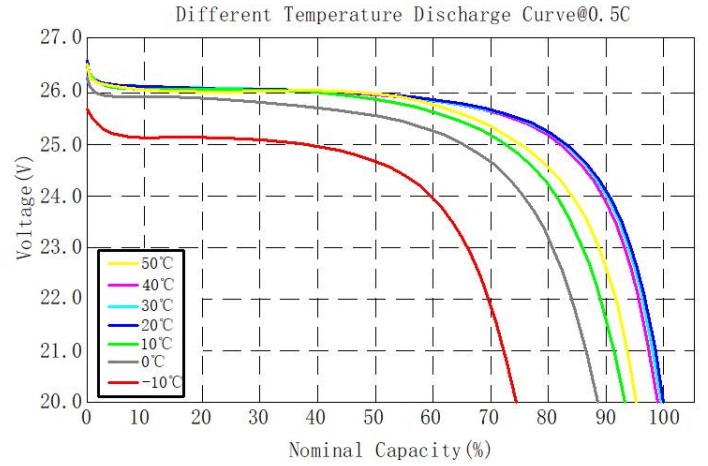
► Electrical Characteristics

Model	LFP2.56KWH25.6V-P65L3
Battery Type	LiFePO4
Nominal Voltage (V)	25.6
Nominal Capacity (AH)	100
Energy (WH)	2560
Pack Mode	8S1P
Continuous Discharge Current (A)	50
Charge Cut-off Voltage (V)	28.8
Discharge Cut-off Voltage (V)	20.8
Max.Charge Current (A)	100
Max.Discharge Current (A)	100
Peak Discharge Current (A)	120@10S
Recommend Discharge Current (A)	50
Recommend Discharge Depth (%)	80
Cycle Life	> 6000 cycles (25°C, 0.5C) 80% DOD
Communication	RS485
Display	LCD
Charge&Discharge Temperature (°C)	Charge: 0°C~+50°C / Discharge: -20°C~+60°C
Optimal Storage Temperature (°C)	5°C ~ +35°C
Recommend Storage Humidity	20%~80%
Terminal	M6
Dimensions (L*W*H) (mm)	480*200*170
Weight (Kg)	23.8±0.5
Transportation	UN38.3, MSDS, IEC62619
IP Class	IP65

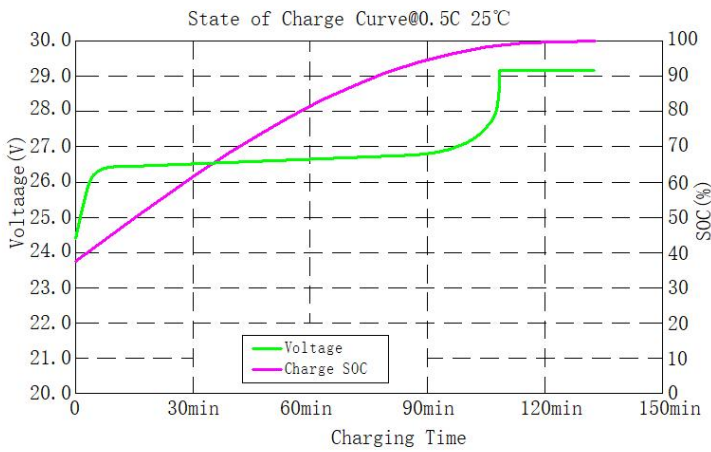
Different Rate Discharge Curve@25°C



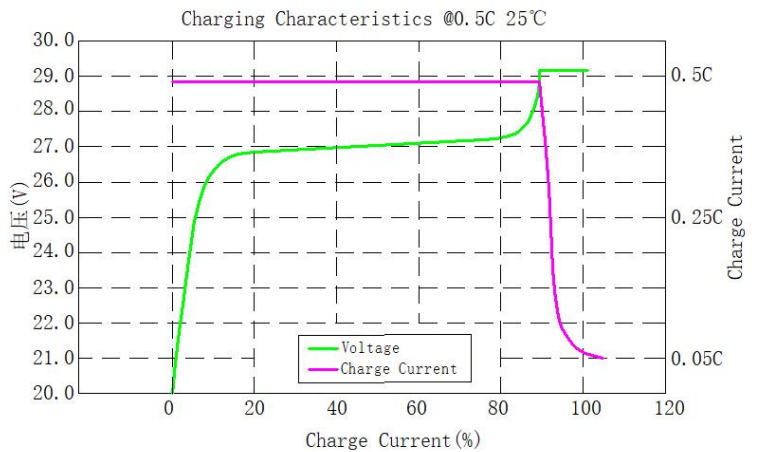
Different Temperature Discharge Curve@0.5C



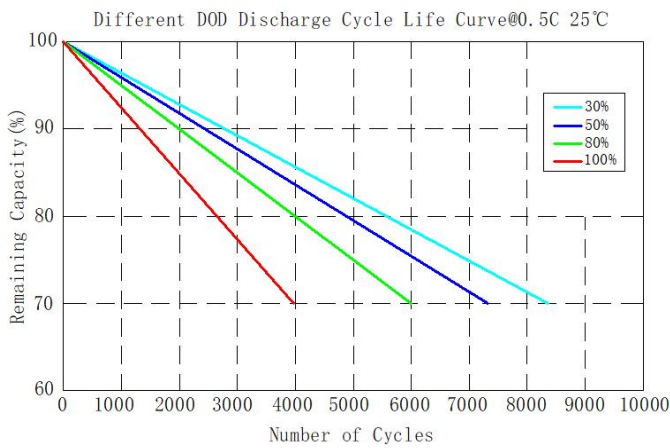
State of Charge Curve@0.5C 25°C



Charging Characteristics@0.5C 25°C



Different DOD Discharge Cycle Life Curve@0.5C 25°C



Different Temperature Self Discharge Curve

