

12.8V 150Ah LITHIUM BATTERY



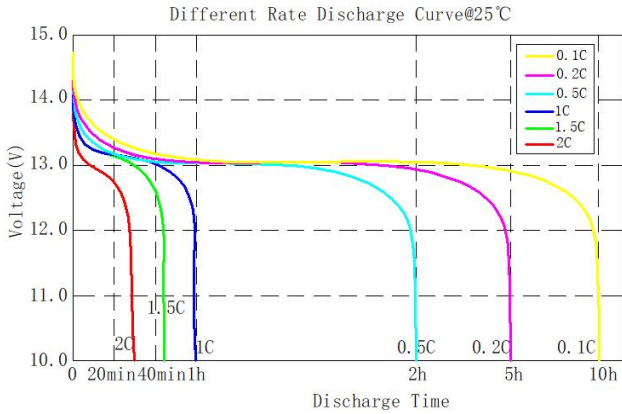
► Features

- A grade brand new prismatic LiFePO4 cells
- > 6000 cycles @80% DOD(25°C, 0.5C)
- Over charge, over discharge, over temperature, low temperature, over current and short circuit protection
- Easy installation and maintenance free
- Cell balance function
- ABS Case, corrosion and high temperature resistance
- Certificate: UN38.3, MSDS, IEC62619, CE-RED, ROHS
- Max 4 battery packs can be connected in series/parallel

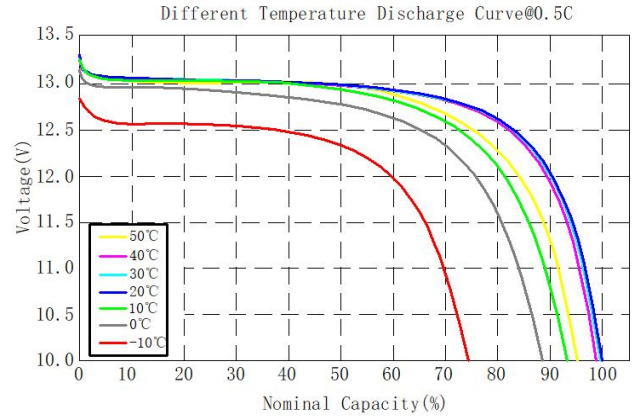
► Electrical Characteristics

Model	LFP1.92KWH12.8V-P65L2
Battery Type	LiFePO4
Nominal Voltage (V)	12.8
Nominal Capacity (AH)	150
Energy (WH)	1920
Pack Mode	4S1P
Continuous Discharge Current (A)	75
Charge Cut-off Voltage (V)	14.4
Discharge Cut-off Voltage (V)	10.4
Max.Charge Current (A)	150
Max.Discharge Current (A)	200
Peak Discharge Current (A)	240@10S
Recommend Discharge Current (A)	75A
Recommend Discharge Depth (%)	80
Cycle Life	> 6000 cycles (25°C, 0.5C) 80% DOD
Function	Bluetooth, heating
Display	---
Charge&Discharge Temperature (°C)	Charge: 0°C~+50°C / Discharge: -20°C~+60°C
Optimal Storage Temperature (°C)	5°C ~ +35°C
Recommend Storage Humidity	20%~80%
Terminal	M8
Dimensions (L*W*H) (mm)	386*206*273mm
Weight (Kg)	16.8±0.5
Transportation	UN38.3, MSDS, IEC62619, CE-RED, ROHS
IP Class	IP65

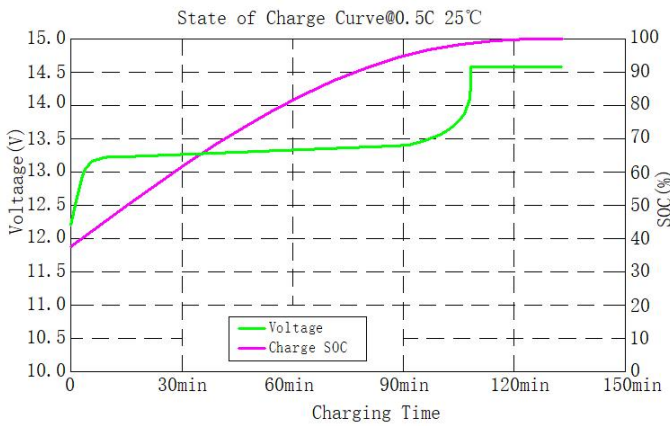
Different Rate Discharge Curve@25°C



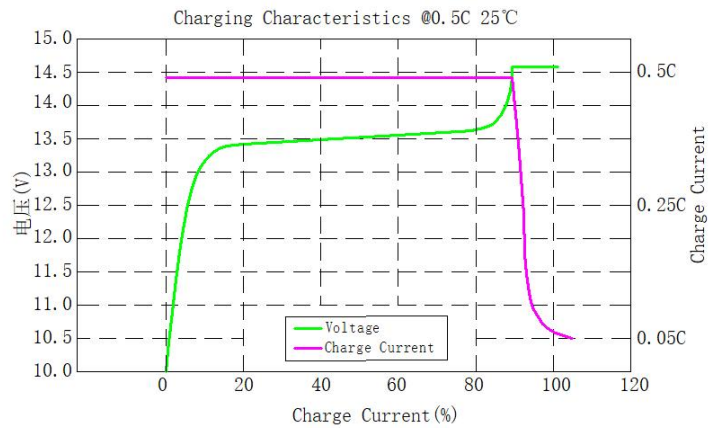
Different Temperature Discharge Curve@0.5C



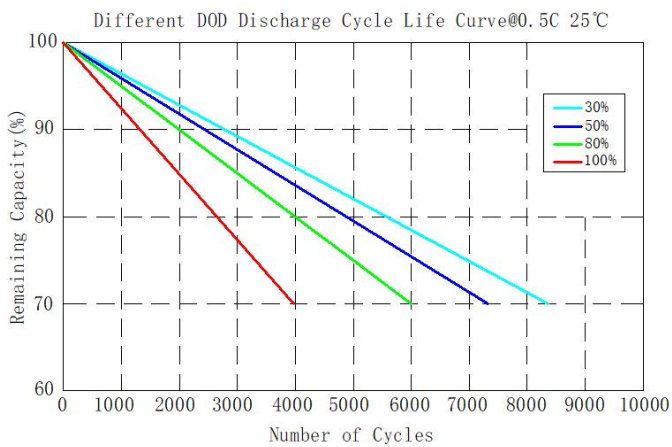
State of Charge Curve@0.5C 25°C



Charging Characteristics@0.5C 25°C



Different DOD Discharge Cycle Life Curve@0.5C 25°C



Different Temperature Self Discharge Curve

