

# 51.2V 106Ah LITHIUM BATTERY



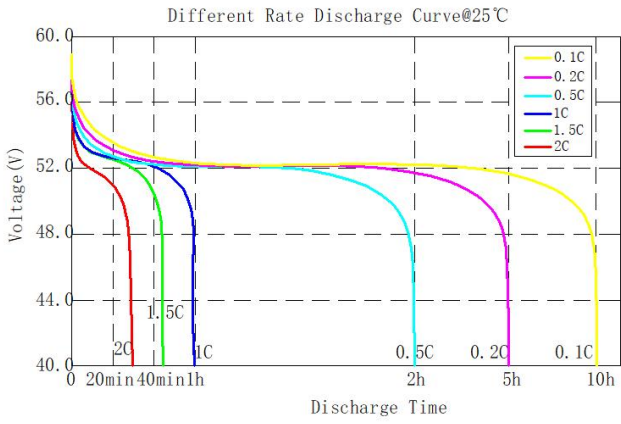
## ► Features

- A grade brand new solid-state cells
- > 5000 cycles @80% DOD(25°C, 0.5C )
- Over charge, over discharge, over temperature, low temperature, over current and short circuit protection
- Compatible with most inverters on the market
- Cell balance function
- Rack-mounted style
- Certificate: UN38.3, MSDS, IEC62619 ROHS
- Max 8 battery packs can be connected in parallel

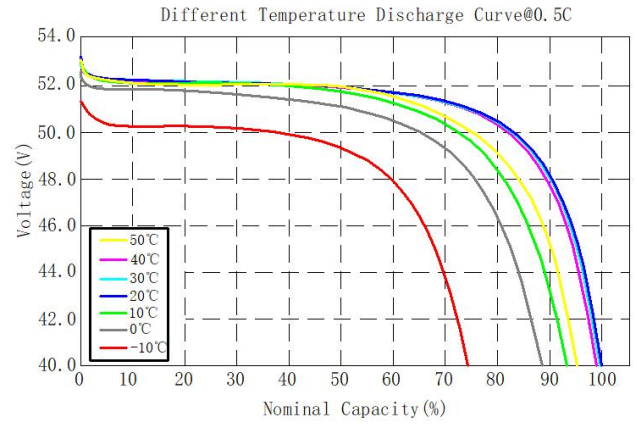
## ► Electrical Characteristics

Model	LFP5.42KWH51.2V-P20R2QT50
Battery Type	LiFePO4
Nominal Voltage (V)	51.2
Nominal Capacity (AH)	106
Energy (WH)	5427
Pack Mode	16S2P
Continuous Discharge Current (A)	50
Charge Cut-off Voltage (V)	57.6
Discharge Cut-off Voltage (V)	41.6
Max.Charge Current (A)	50
Max.Discharge Current (A)	100
Peak Discharge Current (A)	120@2S
Recommend Discharge Current (A)	50
Recommend Discharge Depth (%)	80
Cycle Life	> 5000 cycles (25°C, 0.5C ) 90% DOD
Communication	RS485 RS232 CAN
Function	LED+LCD
Charge&Discharge Temperature ( °C )	Charge: 0°C~+55°C / Discharge: -20°C~+60°C
Optimal Storage Temperature ( °C )	5°C ~ +35°C
Recommend Storage Humidity	20%~80%
Terminal	M6
Dimensions (W*H*D) (mm)	532*442*176
Weight (Kg)	45.9±0.5
Certificate	UN38.3 MSDS IEC62619 ROHS
IP Class	IP20

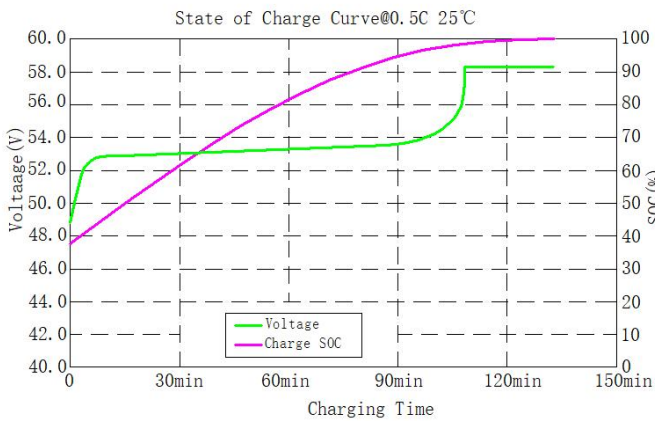
Different Rate Discharge Curve@25°C



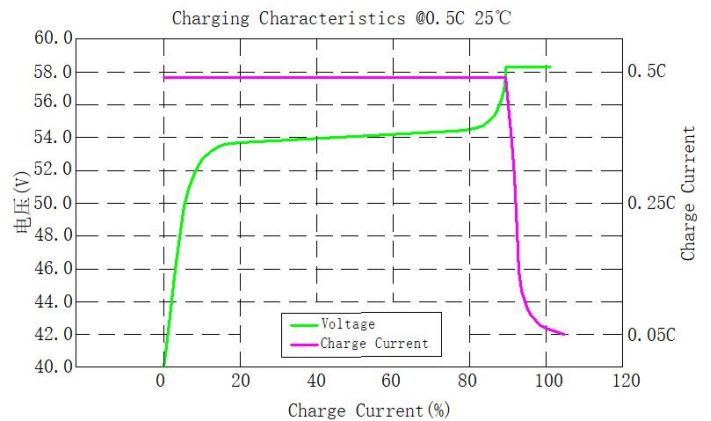
Different Temperature Discharge Curve0.5C



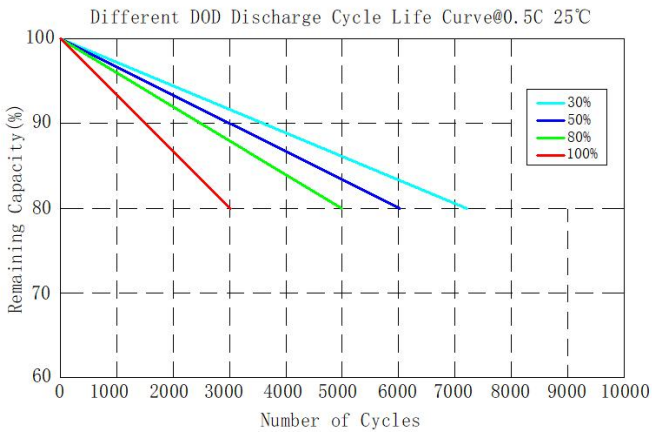
State of Charge Curve@0.5C 25°C



Charging Characteristics@0.5C 25°C



Different DOD Discharge Cycle Life Curve@0.5C 25°C



Different Temperature Self Discharge Curve

