

# 51.2V 100Ah LITHIUM BATTERY



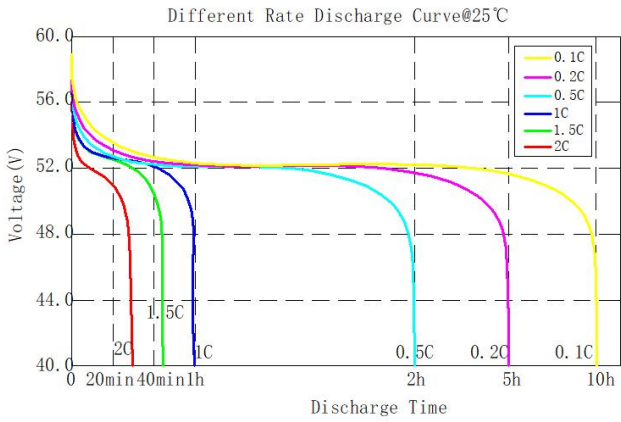
## ► Features

- A grade brand new prismatic LiFePO4 cells
- > 6000 cycles @80% DOD(25°C, 0.5C )
- Over charge, over discharge, over temperature, low temperature, over current and short circuit protection
- LED less power consumption, high brightness, long visual distance.
- Metal Case, excellent heat dissipation, more safety
- Rack-mounted style
- Certificate: UN38.3, MSDS, IEC62619
- Max 8 battery packs can be connected in parallel

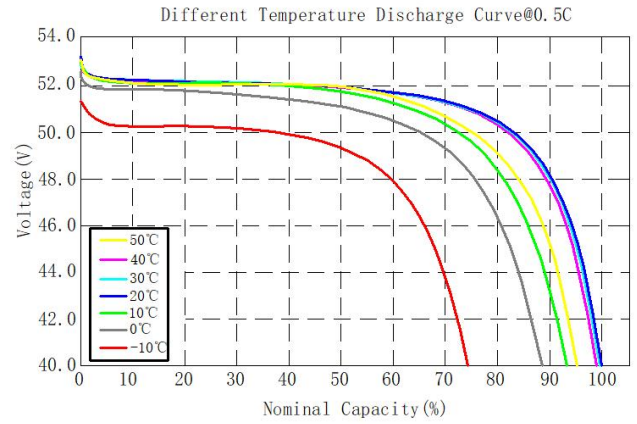
## ► Electrical Characteristics

Model	LFP5.12KWH51.2V-P20R5
Battery Type	LiFePO4
Nominal Voltage (V)	51.2
Nominal Capacity (AH)	100
Energy (WH)	5120
Pack Mode	16S1P
Continuous Discharge Current (A)	50
Charge Cut-off Voltage (V)	57.6
Discharge Cut-off Voltage (V)	41.6
Max.Charge Current (A)	50
Max.Discharge Current (A)	100
Peak Discharge Current (A)	120@10S
Recommend Discharge Current (A)	50A
Recommend Discharge Depth (%)	80
Cycle Life	> 6000 cycles (25°C, 0.5C ) 90% DOD
Communication	RS232 RS485 CAN
Function	LED, Breaker
Charge&Discharge Temperature (°C)	Charge: 0°C~+55°C / Discharge: -20°C~+60°C
Optimal Storage Temperature (°C)	5°C ~ +35°C
Recommend Storage Humidity	20%~80%
Terminal	M6
Dimensions (W*H*D) (mm)	495*510*150
Weight (Kg)	47.8±0.5KG
Certificate	UN38.3, MSDS, IEC62619
IP Class	IP20

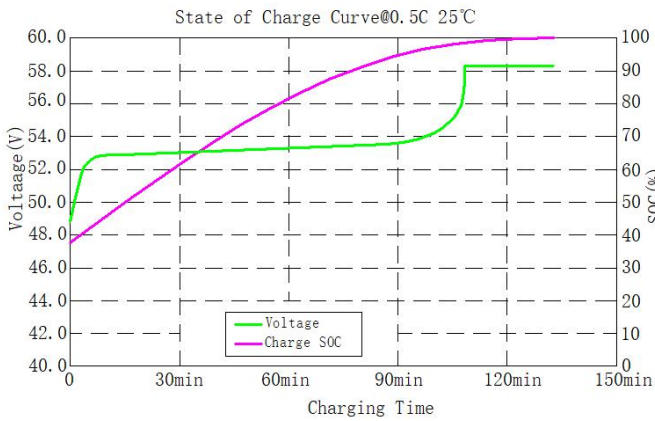
Different Rate Discharge Curve@25°C



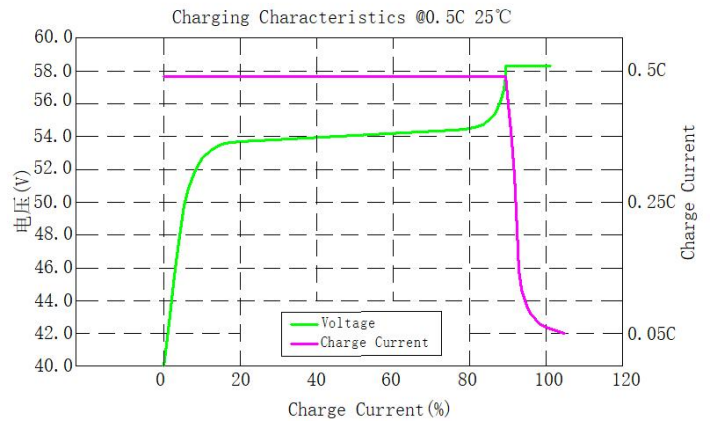
Different Temperature Discharge Curve@0.5C



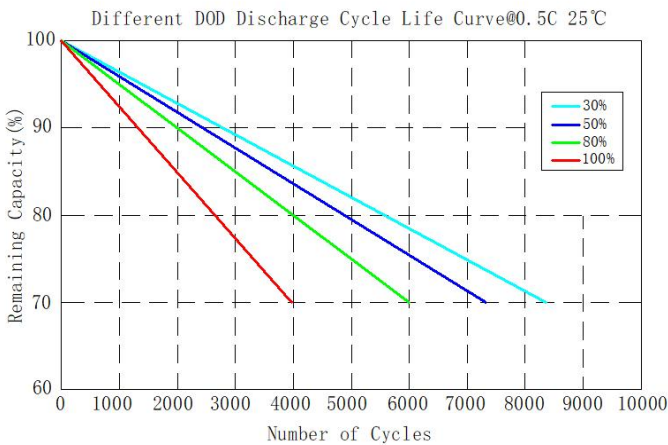
State of Charge Curve@0.5C 25°C



Charging Characteristics@0.5C 25°C



Different DOD Discharge Cycle Life Curve@0.5C 25°C



Different Temperature Self Discharge Curve

